



Datasheet 3/2019

High frequency differential choke with excellent attenuation to reduce dV/dt

APPROVALS:

 UL508
CSA C22.2

FIN5980P.(009 - 022).M
FEATURES

- Rated current from 9 to 22A
- Increases motor life
- Protects against voltage spikes on the motor

BENEFITS


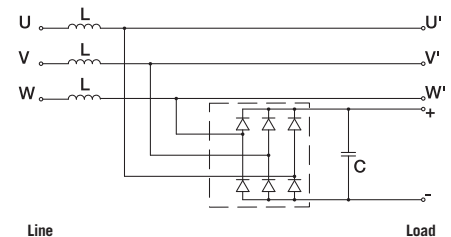
- Overvoltage spikes regenerate into the DC bus
- Safety terminal block connectors
- Low power loss up to 1.5 kHz frequency output

MARKETS

- Servo drives
- Spindle motors
- Closed loop motor applications

ORDERING CODE

FIN 5980P	.022	.M
Model	Current (A)	Connection
		M = Terminal block

ATTENUATION INDICATOR

ELECTRIC DIAGRAM

TECHNICAL SPECIFICATIONS

Nominal voltage	0 / 480 Vac
Output frequency	0 – 1500 Hz
Rated current	9 to 22A
Carrier frequency (PWM)	0 - 16 kHz
Potential test voltage phase to phase	1200 Vdc (2 sec.)
Potential test voltage phase to ground	3200 Vdc (2 sec.)
IP Protection	IP20
Saturation current	4 x Rated current (Switch ON) 2 x In 10 seconds 1.5 In for 10 minutes 1.5 x Nominal current
Climatic class	-40 / +85° C
MTBF at 40°C	250.000 Hrs.

ELECTRICAL CHARACTERISTICS

FIN5980P	Rated Current 40°C	Rated Current 50°C	Power Loss at 50 Hz (1000 Hz)
.009.M	12	10	1.2 (2.7)
.022.M	30	25	1.8 (4.7)

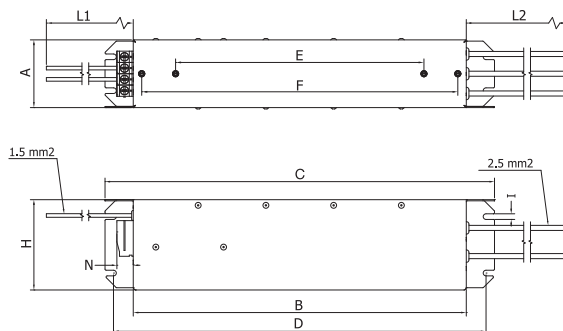
CONNECTIONS

Solid Cable (mm ²)	LINE		PE
	Stranded Cable (mm ²)	Terminal Block Torque (Nm)	Torque (Nm)
0.5 - 16	0.5 - 10	1.8	1.8
0.5 - 16	0.5 - 10	1.8	1.8

MECHANICAL DIMENSIONS mm

FIN5980P	A	B	C	D	E	F	H	I	L1	L2	N	Weight Kg.	Case
.009.M	60	295	345	330	220	280	60	5	300	300	11	2.2	1
.022.M	100	295	345	330	76	280	100	5	300	300	11	3	2

CASE 1



CASE 2

