

## Product information

# SENTIR bumper artificial leather



---

## Übergabedokumentation / Documentation / Documentation de datation / Documentazione di consegna / Documentatie

---

Anlagenbeschreibung / Description / Description du système / Descrizione impianto / Beschrijving van de installatie

---

Anlagenart / Type of plant / Sorte du système / Tipo d'impianto / Type installatie

---

Hersteller / Manufacturer / Fabricant / Produttore / Fabrikant

---

Seriennummer / Serial number / Numéro de série / Numero di serie / Seriennummer

---

Datum der Inbetriebnahme / Commissioning date / Date de mise en marche / Data della messa in funzione /  
Datum van de ingebruikname

---

Aufstellort / Site of installation / Lieu de montage / Luogo d'installazione / Opstellingsplaats

---

Verwendete Steuerung / Control unit / Commande utilisée / Centralina di comando adottata / Gebruikte besturing

---

Zusatzkomponenten / Additional components / Composants supplémentaires / Componenti ausiliari / Bijkomende componenten

### **Funktionsprüfung / Functional test / Contrôle de fonction / Controllo funzionale / Functiecontrole**

Sicherheitssensoren reagieren auf Betätigung / Safety sensor response to actuation /

Le senseur de sécurité réagit à l'actionnement / Il sensore di sicurezza reagisce all'azionamento /

Veiligheidssensor reageert op activering

ok

Sicherheitssensoren reagieren auf Zuleitungsunterbrechung / Safety sensor response to supply line inter-

ruption / Le senseur de sécurité réagit à l'interruption de l'alimentation / Il sensore di sicurezza reagisce

all'interruzione di collegamento / Veiligheidssensor reageert op onderbreking van de toevoerleiding

ok

---

Name der ausführenden Firma / Owner / Nom de la société exécutrice / Nome della ditta esecutrice /

Naam van de uitvoerende firma

---

Name des Installateurs / Installer / Nom de l'installateur / Nome dell'installatore / Naam van de installateur

---

Datum / Date / Date / Data / Datum

---

Unterschrift / Signature / Signature / Firma / Handtekening

---

### 1 General information

The ASO SENTIR bumper is certified according to “Safety of machinery — Pressure sensitive protective devices —Part 3: General principles for design and testing of pressure-sensitive bumpers, plates, wires and similar devices”.

For the determination of the performance level on a safety bumper, the overall system of the machine has to be determined according to a previous risk assessment. The mounting position can be chosen variably. But make sure the safety bumper is not damaged. After mounting a functioning test should be made.

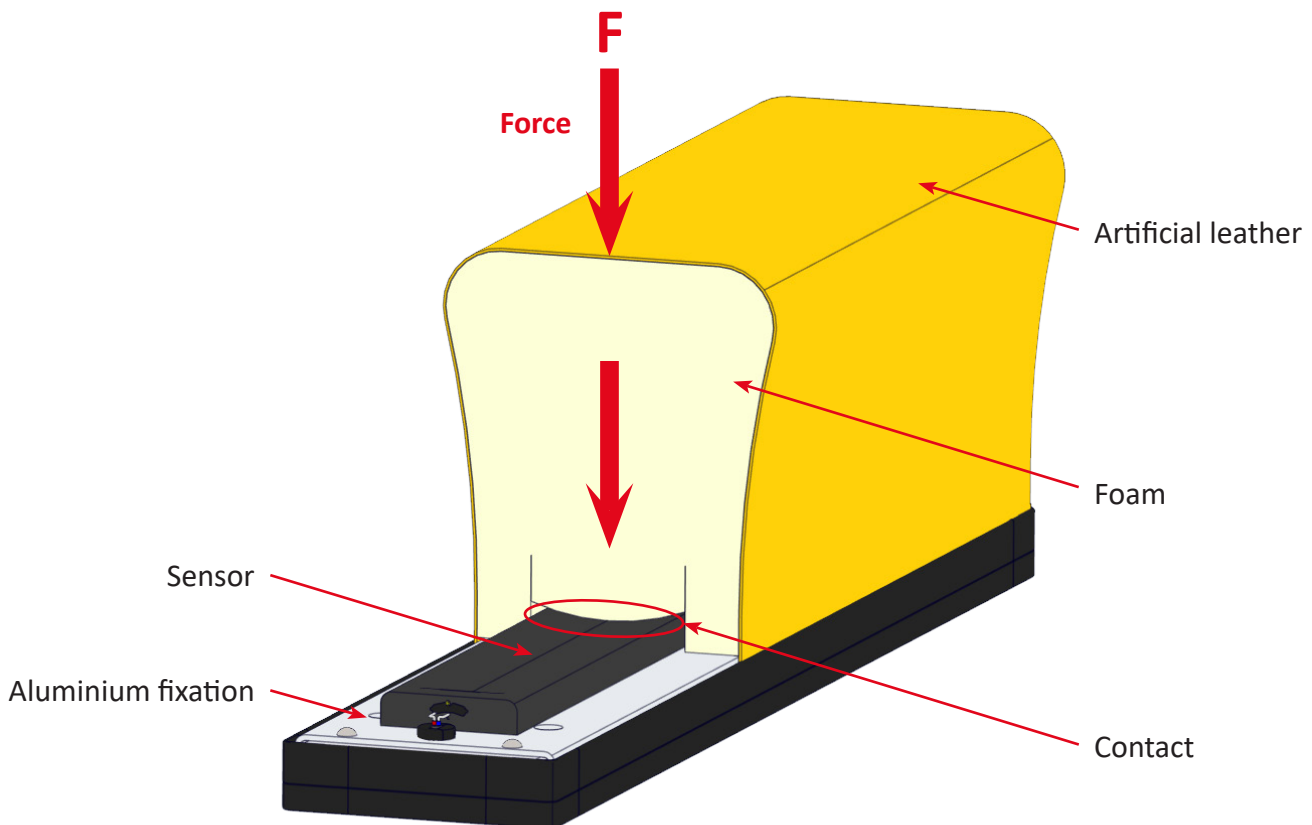
### 2 The construction

The basic construction of the safety contact bumper consists out of a foam core and a one piece extruded signal generator sensor, with two contact elements located opposite each other, which are assembled on an aluminium profile.

The coating of the SENTIR bumper consists of imitation leather.

When the SENTIR bumper is compressed and the sensor is actuated, the evaluation device sends an immediate command to the control unit.

Cable break is monitored permanently by an additional evaluation electronic (ELMON safety relay, e.g.).



# SENTIR

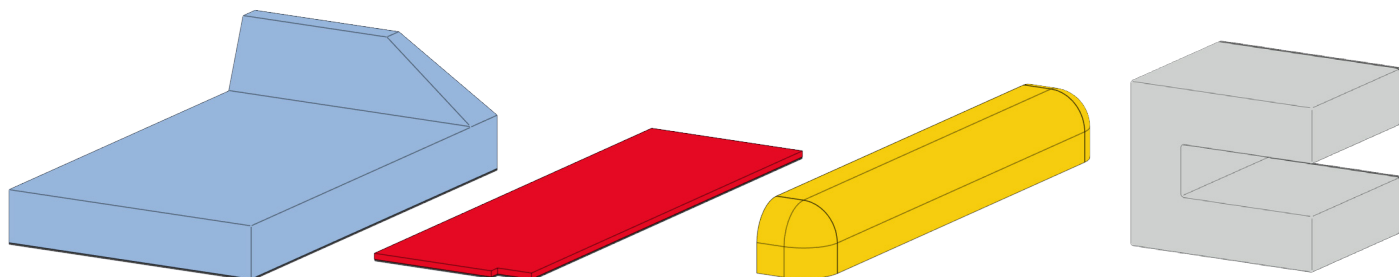
Safety contact bumper

## 3 Variations

**SENTIR bumper**- safety contact bumpers- are tactile safety devices at industrial trucks, hangar doors, automated guided vehicles, high-bay warehouses and machines. They are used in any given situation, where safety installations require a long overtravel. The SENTIR bumper can be made to customers' specifications in various shapes, colors and sizes.

### 3.1 Custom

The SENTIR bumper can be adjusted to various specifications, e.g. angular, round, extensive size, different colors or resistant to solvents. Almost any application is realizable.




### 3.2 Standard delivery

**Length:** min. 150mm  
max. 3000mm

**Connections:** The cable exit with each 0,12m Length (1x M8 connector male & 1xM8 connector female) condition at the ends of the bumpers. The standard delivery package contains an extension cable (in accordance with model code)

**Colors:** Black / Yellow / Black-Yellow striped ( available for each material)  
Furthermore on request.



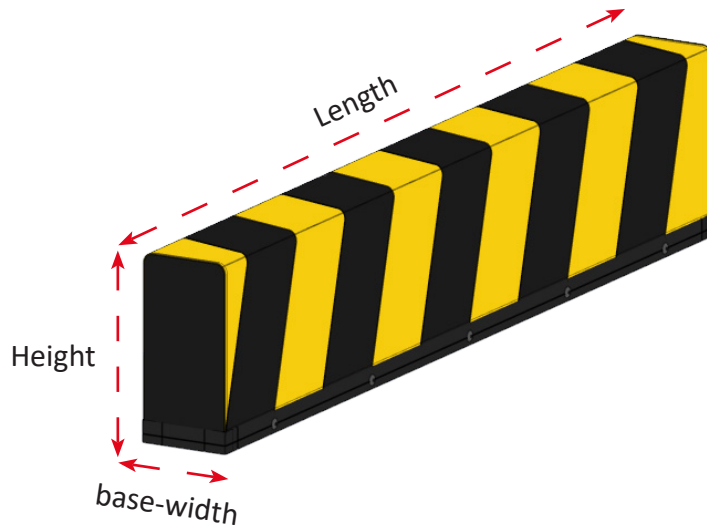
Type: 60-100  
1,5 kg/m

Type: 100-200  
2 kg/m

Type: 150-300  
4 kg/m

Type: 200-400  
4,5 kg/m

4 Model code



1.	2.	3.	4.	5.	6.
SENTIR bumper	60	-	100	L	4.X L = x.x

<p>1. Description</p> <p>ASO-Safety contact bumper</p> <p>2. Base-width</p> <p>e.g. 60 mm</p> <p>3. Height</p> <p>e.g. 100 mm</p> <p>4. Materials</p> <p>L : Artificial leather</p> <p>5. Cable versions</p> <p>4.0 : M8 connector male and 1 x M8 connector female</p> <p>4.2 : (like 4.0) with M8 connection cable 2,5m</p> <p>4.3 : (like 4.0) with 5m cable, M8 connector female and M8 resistor plug</p> <p>4.4 : (like 4.0) with 5m cable, M8 connector male and 5m cable, M8 connector female</p>	<p>6. Length</p> <p>e.g. L = 2,5 m</p>
--	--

## 5 Technical data

<b>Actuating forces:</b>	< 150 N by test specimen $\varnothing 80$ mm (according to DIN EN ISO 13856-3) < 400 N by test specimen 45x400 mm (according to DIN EN ISO 13856-3)
<b>Inactive edge region:</b>	0 mm
<b>Angle of activation:</b>	$\pm 45^\circ$
<b>Dwitching cycles:</b>	> 10 000
<b>Electric capacity:</b>	24 v 10 mA
<b>Protection class:</b>	IP 54 (higher protection class on request)
<b>Temperature range:</b>	$\pm 0$ bis $+55^\circ\text{C}$
<b>Connection cable:</b>	Pluggable, 2 x 0,34 mm <sup>2</sup> ( PUR black) mit M8 connector, 0,12m
<b>Maintenance:</b>	The Bumper is maintenance-free. Annual service is recommended.
<b>Certification:</b>	EN ISO 13856-3 EN ISO 13849-1 EN 12978 UL 508

### 5.1 Dimensioning of bumper height

Use the following key in order to determine the appropriate height for the bumper:

**Actuating distance:**  $s_B = 15\%$  bumper height

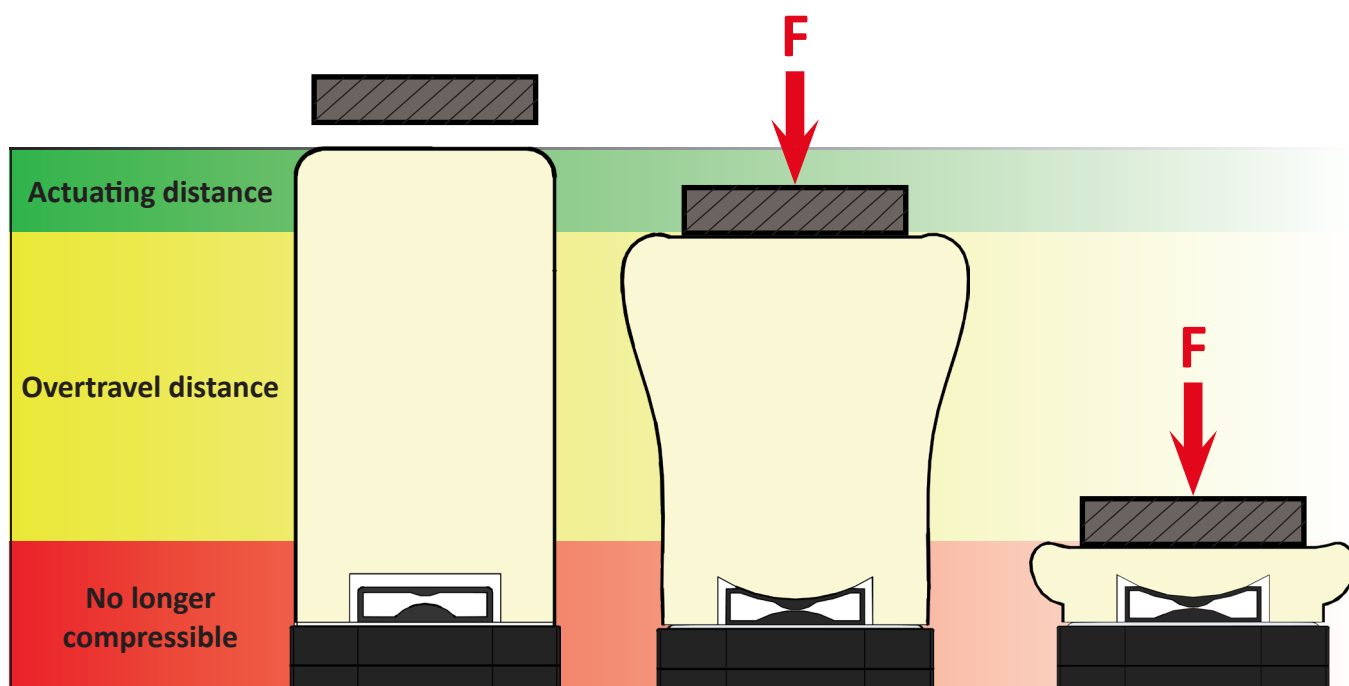
**Overtravel distance:**  $s_V = 60\%$  bumper height

**No longer compressible bumper:** 25 % bumper height

The overtravel distance  $s_V$  can then be used to determine the appropriate bumper height.

Average values by a test speed of 10 mm/s.

These data are reference values compiled by laboratory tests. Even if the component is used as intended, external factors and reaction times of all system components can have an influence on this type of value. Taking into account a risk analysis of the machine to be carried out, the application of this safety component thus allows a presumption of conformity, but does not release the machine manufacturer from the obligation to carry out an application-side test in order to demonstrate compliance with all applicable standards and directives.



1. No safety functions have been evaluated by UL  
2. These products were only investigated for risk of fire and electrical shock (in accordance with UL508)

**5.2 Resistance**

Effect solvent	Artificial leather coating			NBR coating*		
	Wipe	1 h	24 h	Wipe	1h	24 h
Water	1	1	1	1	1	1
Detergent	1	1	1	1	1	1
Caustic-soda 10%	1	1	1	3	4	4
Ammonia 10%	1	1	1	-	-	-
Acetic acid 10%	1	1	1	3	4	4
Sulphuric acid 10%	1	1	1	3	4	4
Ethyl alcohol	1	2	3	-	-	-
Ethyl acetate	4	5	6	-	-	-
Acetone	4	5	6	-	-	-
Gasoline	1	2	3	1	2	3
Diesel	1	1	1	1	2	3
Engine oil	1	1	2	1	2	2
Transmission oil	1	1	2	1	2	2

\*Please see technical information: Product information SENTIR bumper NBR


- |                                |                           |
|--------------------------------|---------------------------|
| 1 = no effects                 | Permanent contact allowed |
| 2 = few effects                | contact allowed           |
| 3 = medium effects             | contact allowed           |
| 4 = noticeable effects         | contact restricted        |
| 5 = strong effects             | very brief contact        |
| 6 = extreme effects            | avoid contact             |
| - = without specification/test |                           |



**The listed material properties are considered as guideline.  
Critical applications have to be tested directly at the actual application.**

**5.3 The signal processing**

The SENTIR bumper is equipped with two two-core cables which allow for series connection. The maximum number of connected bumpers is 5 and the total length of the system must not exceed 25 m. One line end connected to the evaluation electronic and the other end with a terminating resistor (factory-made). The electronic monitor the whole circuit, including sensor and terminating resistor. By extern force the contact areas bridge the resistor. The evaluation electronic detects the change of the resistance and via the potential-free relay contact give a signal to the machine control. Additional the hole system is monitoring on cable break or manipulation. Optionally the bumper can be use under cross-fault monitoring.



## 6 EC - Declaration of conformity

**EG - Konformitätserklärung** (gemäß Anhang II 2006/42/EG)  
**EC Declaration of conformity** (according annex II 2006/42/EC)  
**Déclaration de conformité CE** (selon annexe II 2006/42/CE)



Hiermit erklären wir, dass die nachfolgend bezeichneten Schaltpuffer

We hereby declare that the following products of sensing contact bumpers

Par la présente nous déclarons que les produits suivants de la série bumper

### **SENTIR bumper**

### **SENTIR bumper**

### **SENTIR bumper**

zur Kombination mit den Sicherheitsschaltgeräten der Baureihe

for the combination with safety relays of the model range

en combinaison avec les relais de sécurité

**ELMON classic 31**  
**ELMON classic/rail 32**  
**ELMON rail 34**  
**ELMON rail 35**  
**ELMON rail 39**  
**ELMON classic/rail 41**

**ELMON classic 31**  
**ELMON classic/rail 32**  
**ELMON rail 34**  
**ELMON rail 35**  
**ELMON rail 39**  
**ELMON classic/rail 41**

**ELMON classic 31**  
**ELMON classic/rail 32**  
**ELMON rail 34**  
**ELMON rail 35**  
**ELMON rail 39**  
**ELMON classic/rail 41**

aufgrund ihrer Konzipierung und Bauart sowie in der von uns in Verkehr gebrachten Ausführung, den einschlägigen grundlegenden Sicherheits- und Gesundheitsanforderungen der nachfolgenden EG-Richtlinien und Normen entspricht:

satisfies the relevant essential health and safety requirements of the EC directives and standards listed below on account of its design and construction, as does the version brought to market by us:

de par sa conception et sa construction, ainsi que dans les modèles mis en circulation par nos soins, répondent aux exigences de base pour la sécurité et la santé des directives et normes CE suivantes:

**2006/42/EG**  
**EN ISO 13856-3:2013**  
**EN 12978:2003 + A1:2009**  
**EN ISO 13849-1:2008/AC:2009**

**2006/42/EG**  
**EN ISO 13856-3:2013**  
**EN 12978:2003 + A1:2009**  
**EN ISO 13849-1:2008/AC:2009**

**2006/42/EG**  
**EN ISO 13856-3:2013**  
**EN 12978:2003 + A1:2009**  
**EN ISO 13849-1:2008/AC:2009**

Alle technischen Daten für diese Produkte werden sicher aufbewahrt und werden erforderlichenfalls der behördlichen Marktaufsicht auf Anfrage zur Verfügung gestellt.

All technical data for these products are securely stored and, if necessary, made available to regulatory market surveillance upon request.

Toutes les données techniques relatives à ces produits seront conservées en toute sécurité et, seront mises, sur demande, à la disposition des autorités de réglementation.

Diese Konformitätserklärung entbindet den Konstrukteur/ Hersteller der Maschine nicht von seiner Pflicht, die Konformität der gesamten Maschine, an der dieses Produkt angebracht wird, entsprechend der EG-Maschinenrichtlinie sicherzustellen.

This declaration of conformity does not relieve the designer / manufacturer of the machine from his obligation to ensure that the conformity of the entire machine to which this product is attached satisfies the corresponding EC directive.

Cette déclaration de conformité ne délie pas le constructeur / fabricant de la machine de son obligation d'assurer la conformité de l'ensemble de la machine à laquelle ce produit est apposé selon la directive CE.

**Hersteller und Dokumentationsbevollmächtigter**

**Manufacturer and attorney of documents**

**Fabricant et agent de documentation**

**ASO GmbH**  
Hansastr. 52  
D-59557 Lippstadt  
Lippstadt, 31.07.2018

**Helmut Friedrich**  
- Geschäftsführer - CEO - Gérant -







# SENTIR

Safety contact bumper

## Notes

A series of horizontal dotted lines for taking notes.



# SENTIR

Safety contact bumper

---

English

17.DB.00.004 Operating Manual Rev 06

Subject to technical modifications.

No liability can be assumed for errors or misprints.